

Men's General Sizing Guide

Measuring Tips to Assure The Best Fit

NECK: Measure around your neck at the Adam's apple, keeping a finger between your neck and the tape measure to ensure a comfortable fit.

SLEEVE: With arm bent and hand on hip, place tape measure at the base of your neck and follow along the top shoulder and arm to the wrist.

CHEST: With arms at sides, place tape measure under your arms and run it around the broadest part of the chest and across the shoulder blades.

WAIST: Find the natural crease of your waist by bending to one side. Run tape measure around your natural waistline, keeping one finger between the tape and your body for a comfortable fit.

LOW WAIST: Run tape measure about 2 to 3 inches below your natural waistline, keeping one finger between the tape and your body for a comfortable fit.

INSEAM: For full-length pants, run tape measure along the inside of your leg, from just below the crotch to about one inch below the ankle.

HEAD: Run tape measure around your head, just above the brow line.

HANDS: Run tape measure around the circumference of your hand at the knuckles. Do not include the thumb.

MEN'S SIZING CHARTS

Please note : The following information is intended for use as a general guideline . sizing and fit may vary somewhat by brand.

MEN'S FORMAL SHIRTS .

	S	M	L	XL	XXL
NECK	15	15.5	16	16.5	17
CHEST	42	44	46	48	50
SLEEVE (FROM CB)	34	34.5	35	35.5	36

MEN'S CASUAL SHIRTS .

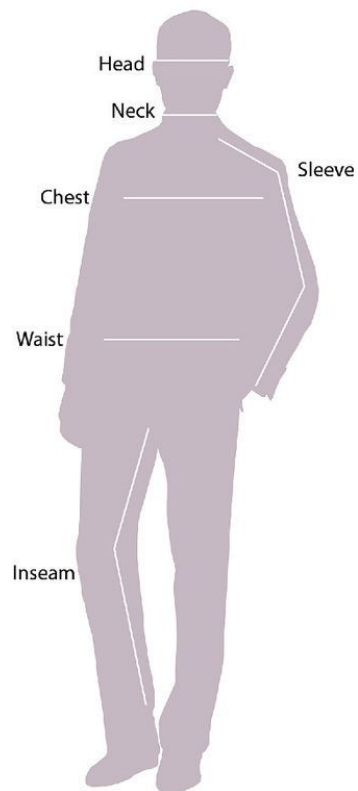
	S	M	L	XL
COLLAR LENGTH (BTN HOLE)	15.38	15.88	16.38	16.88
CHEST	40	42	44	46
SLEEVE (FROM SHOULDER)	24.75	25	25.25	25.5

MEN'S PUNJABIS .

	S	M	L	XL	XXL
CHEST	41	42.5	44	45.5	47
FULL LENGTH	40	41.5	42.5	42.5	42.5
SLEEVE (FROM SHOULDER)	24.75	25.25	25.75	26.25	26.75

MEN'S TEE SHIRTS .

	S	M	L	XL
CHEST	38.5	40.5	42.5	44.5
LENGTH	27	27.5	28	28.5



MEN'S POLO SHIRTS .

	S	M	L	XL
CHEST	39	40.5	42	43.5
FRONT LENGTH FROM HPS	27	27.5	28	28.5

MEN'S JACKETS .

	S	M	L	XL
CHEST	42	44	46	48
SLEEVE (FROM SHOULDER)	24.63	25	25.38	25.75
FULL LENGTH (HPS)	26.5	27	27.5	28

MEN'S HOODY .

	S	M	L	XL
CHEST	44	46	48	50
SLEEVE (FROM SHOULDER)	24.5	25	25.5	26
FULL LENGTH (HPS)	26	26.5	27	27.5

MEN'S SWEATER .

	S	M	L	XL
CHEST	37	39	41	43
SLEEVE (FROM SHOULDER)	24.75	25.25	25.75	26.25
FULL LENGTH (HPS)	26.5	27	27.5	28

MEN'S SWEATER (VEST) .

	S	M	L	XL
CHEST	38	40	42	44
FULL LENGTH (HPS)	25.5	26.5	27.5	28.5

MEN'S WEST COATS (VEST) .

	S	M	L	XL
CHEST	38.5	40.5	42.5	44.5
FULL LENGTH (HPS)	25	25.5	26	26.5

MEN'S FORMAL PANTS .

	30	32	33	34	36	38
WAIST	30	32	33	34	36	38

MEN'S DENIM, CHINO, CASUAL BOTTOMS, SHORTS - WAIST SIZING .

	30	32	34	36
WAIST	32	34	36	38
INSEAM (EXCEPT SHORTS)	32 (Bangladesh) 34 (PAKISTAN)			

Women's General Sizing Guide

Measuring Tips to Assure The Best Fit

BUST: With arms at sides, place tape measure under your arms and run it around the fullest part of the bustline and across the shoulder blades.

NATURAL WAIST: Find the natural crease of your waist by bending to one side. Run tape measure around your natural waistline, keeping one finger between the tape and your body for a comfortable

LOW WAIST: Run tape measure about 2 to 3 inches below your natural waistline, keeping one between the tape and your body for a comfortable

HIPS: With feet together, run tape measure around the fullest part of your hips/seat, about 7 to 8 inches below your waistline.

INSEAM: For full-length pants, run tape measure along the inside of your leg, from just below the crotch to about 1 inch below the ankle.

HEAD: Run tape measure around your head, just above the brow line.

HANDS: Run tape measure around the circumference of your hand at the knuckles. Do not include the thumb.

WOMEN'S SIZING CHARTS (ALL MEASUREMENTS ARE IN INCHES).

Please note: The following information is intended for use as a general guideline. Sizing and what by brand.

WOMEN'S ETHNIC FROCKS (REGULAR FIT)

	S	M	L	XL	XXL
BUST	36	37.5	39	40.5	42
WAIST	33.5	35	36.5	38	39.5
FULL LENGTH (HPS)	32.5	33	33.5	34	34.5

WOMEN'S ETHNIC FROCKS (SLIM FIT)

	S	M	L	XL	XXL
BUST	34.5	36	37.5	39	40.5
WAIST	31.5	33	34.5	36	37.5
FULL LENGTH (HPS)	32	32.5	33	33.5	34

WOMEN'S ETHNIC TRAIL TOPS.

	S	M	L	XL	XXL
BUST	36	37.5	39	40.5	42
WAIST	34	35.5	37	38.5	40
FULL LENGTH (HPS)	44	44.5	45	45.5	46

WOMEN'S EVENING TOPS.

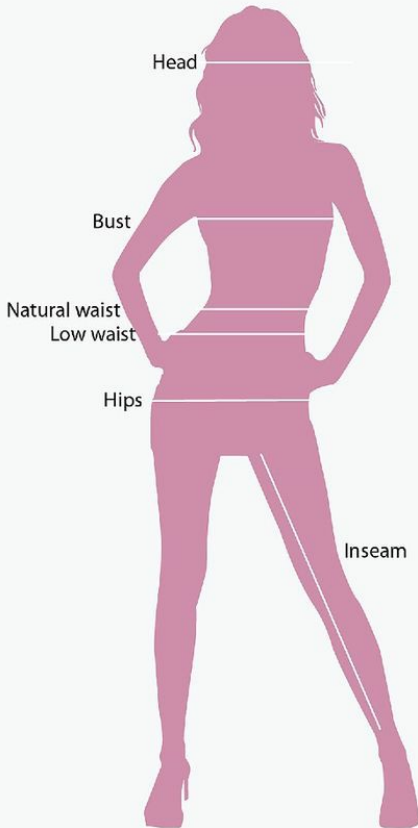
	S	M	L	XL	XXL
BUST	34.5	36	37.5	39	40.5
WAIST	31.5	33	34.5	36	37.5
FULL LENGTH (HPS)	28	28.5	29	29.5	30

WOMEN'S WESTERN FASHION TOPS (IT COULD VARY DUE TO STYLE OR SPECIFIC DESIGN).

	S	M	L	XL	XXL
BUST	35.5	37	38.5	40	
WAIST	32	33.5	35	36.5	
FULL LENGTH (HPS)	26.5	27	27.5	28	

WOMEN'S ETHNICS.

	S	M	L	XL	XXL
BUST	36	37.5	39	40.5	42
WAIST	33	34.5	36	37.5	39
FULL LENGTH (HPS)	42	42.5	43	43.5	44



WOMEN'S CASUAL SHIRTS.

	S	M	L	XL	XXL
BUST	35.5	37	38.5	40	41.5
WAIST	32	33.5	35	36.5	38
FULL LENGTH (HPS)	27.5	28	28.5	29	29.5

WOMEN'S KNIT FASHION TOPS (IT COULD VARY DUE TO STYLE OR SPECIFIC DESIGN).

	S	M	L	XL	XXL
BUST	35	36.5	38	39.5	
WAIST	32	33.5	35	36.5	
FULL LENGTH (HPS)	33	33.5	34	34.5	

WOMEN'S KNIT TOPS.

	S	M	L	XL	XXL
BUST	33	34.5	36	37.5	
WAIST	30.5	32	32.5	33	
FULL LENGTH (HPS)	26.5	27	27.5	28	

WOMEN'S TANK TOPS.

	S	M	L	XL	XXL
BUST	31	32.5	34	35.5	
WAIST	26.5	28	29.5	31	
FULL LENGTH (HPS)	24	24.5	25	25.5	

WOMEN'S KNIT LEGGINGS.

	S	M	L	XL	XXL
WAIST FROM TOP	23	25	27	29	
INSEAM	27	27	27	27	

WOMEN'S HOODY.

	S	M	L	XL	XXL
BUST	36	37.5	39	40.5	
WAIST	33	34.5	36	37.5	
FULL LENGTH (HPS)	27.5	28	28.5	29	

WOMEN'S JACKETS.

	S	M	L	XL	XXL
BUST	34	35.5	37	38.5	
WAIST	32	33.5	35	36.5	
FULL LENGTH (HPS)	23	23.5	24	24.5	

WOMEN'S SWEATERS.

	S	M	L	XL	XXL
BUST	38	39.5	41	42.5	
WAIST	36	37.5	39	41.5	
FULL LENGTH (HPS)	24.5	25	25.5	26	

WOMEN'S SWEATERS (BOLERO).

	S	M	L	XL	XXL
BUST	37	39	41	43	
WAIST	35.5	37.5	39.5	41.5	
FULL LENGTH (HPS)	16	16.25	16.5	16.75	

WOMEN'S DENIM & TWILL PANTS.

	27	28	30	32	34
WAIST	27	28	30	32	34
INSEAM	28	28	28	28	28

Kid's General Sizing Guide

Measuring Tips to Assure The Best Fit

NECK: Measure around your neck , keeping a finger between your neck and the tapemeasure to ensure a comfortable fit.

SLEEVE: With arm bent and hand on hip, place tape measure at the base of your neck and follow along the top shoulder and arm to the wrist.

CHEST: With arms at sides, place tape measure under your arms and run it around the broadest part of the chest and across the shoulder blades.

WAIST: Find the natural crease of your waist by bending to one side. Run tape measure around your natural waistline, keeping one finger between the tape and your body for a comfortable fit.

HEAD: Run tape measure around your head, just above the brow line.

KIDS'S SIZING CHARTS (ALL MEASUREMENTS ARE IN INCHES).

Please note: The following information is intended for use as a general guideline. Sizing and fit may vary somewhat by brand.

BOYS

BOYS KNIT POLO.

	2T	3T	4T	5	6	7	8	9
CHEST	23.5	24.5	25.5	26.5	27.5	29	30.5	32
FULL LENGTH (HPS)	15.75	16.5	17.25	18	18.75	19.5	20.25	21

BOYS KNITT-SHIRTS.

	2T	3T	4T	5	6	7	8	9
CHEST	22.5	23.5	24.5	25.5	26.5	28	29.5	31
FULL LENGTH (HPS)	15.75	16.5	17.25	18	18.75	19.5	20.25	21

BOYS JACKETS.

	2T	3T	4T	5	6	7	8	9
CHEST	24	25	26	27	28	30	32	34
FULL LENGTH (HPS)	14	15	16	17	18	18.75	19.5	20.25

BOYS WOVEN SHIRTS.

	2T	3T	4T	5	6	7	8	9
CHEST	24	25	26	27	28	30	32	34
FULL LENGTH (HPS)	16	17	18	19	20	20.75	21.5	22.25

BOYS PANJABIS.

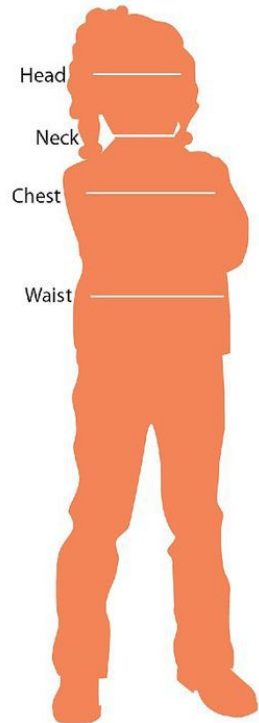
	0/1	2/3	4/5	6/7	8/9	10/11	12/13	14/15
CHEST	25	26.5	28	30.5	17.25	18.13	19.13	20.13
FULL LENGTH (HPS)	19.5	21.5	23.5	27	30.25	33.25	35.75	38.25

BOYS TWILL PANTS.

	2T	3T	4T	5	6	7	8	9
1/2" WAIST RELAXED	10	10.5	11	11.5	12	12.75	13.5	14.25
INSEAM	15	16.25	17.5	18.75	20	21.75	23.5	25.25

BOYS TWILL PANTS.

	2T	3T	4T	5	6	7	8	9
1/2" WAIST RELAXED	10	10.5	11	11.5	12	12.75	13.5	14.25
INSEAM	14.75	16	17.25	18.5	19.75	21.5	23.25	25



GIRLS

GIRLS WOVEN TOPS.

	2T	3T	4T	5	6	7	8	9
CHEST	22	23	24	25	26	27.5	29	30.5
FULL LENGTH (HPS)	18.25	19.25	20.25	21	21.75	22.5	23.25	24

GIRLS KNIT TOPS.

	2T	3T	4T	5	6	7	8	9
CHEST	21.5	22.5	23.5	24.5	25.5	27	28.5	30
FULL LENGTH (HPS)	22.25	23.25	24.25	25	25.75	26.5	27.25	28

GIRLS WOVEN PANTS.

	2T	3T	4T	5	6	7	8	9
1/2" WAIST RELAXED	10	10.5	11	11.5	12	12.75	13.5	14.25
INSEAM	15.25	16.5	17.75	19	20.25	22	23.75	25.5

GIRLS CAPRI PANTS.

	2T	3T	4T	5	6	7	8	9
WAIST RELAXED	20	21	22	23	24	25.5	27	28.5
INSEAM	10.75	11.5	12.25	13	13.75	14.75	15.75	16.75

GIRLS LEGGINGS.

	2T	3T	4T	5	6	7	8	9
1/2" WAIST RELAXED	14.5	15.5	16.5	17.5	18.5	20	21.5	23
INSEAM	14.15	15.5	16.75	18	19.15	21	22.75	24.5

GIRLS JACKETS.

	2T	3T	4T	5	6	7	8	9
CHEST	22.5	23.5	24.5	25.5	26.5	28.5	30.5	32.5
FULL LENGTH (HPS)	13.75	14.5	15.25	16	17	18	19	20

GIRLS WOVEN FROCKS.

	2T	3T	4T	5	6	7	8	9
CHEST	20	21	22	23	24	25.5	27	28.5
FULL LENGTH (HPS)	19.5	20.5	21.5	23	24.5	26	27.75	29.5

GIRLS TWILL SKIRTS.

	2T	3T	4T	5	6	7	8	9
WAIST RELAXED	19	20	21	22	23	24.5	26	27.5
SIDE LENGTH (HPS)	16.5	17	17.5	18	18.5	19.25	20	20.75

GIRLS KNIT PANTS.

	2T	3T	4T	5	6	7	8	9
1/2" WAIST RELAXED	15.5	16.5	17.5	18.5	19.5	21	22.5	24
INSEAM	14.5	15.5	16.5	17.5	18.5	19.75	21	22.25